

# RAGING KUSH

HORTICULTURE  
LED LIGHT

The **RAGING KUSH** was designed specifically for flowering in vertical farming. Utilizing Scynce's patented optics for incredible canopy penetration, the **RKu** was engineered to meet the needs of large horticulture operations. Whether your need is for intensity & scheduling control, high humidity and frequently cleaned environments or maximizing limited space, the **RKu** is a scalable solution to meet your growing needs.



**POWER:** 690w

**INPUT VOLTAGE:** 120v - 277v

**AMPS:** 120v-5.75 / 240v-2.9 / 277v-2.5

**POWER FACTOR / EFFICIENCY:** >0.9 / 93%

**DIMENSIONS:** 44" x 40.5" x 3.25"

**WEIGHT:** 41 lbs

**WATERPROOF SEALING:** IP66 Rating (entire light fixture)

**CERTIFICATIONS / TESTING:** UL, FCC, RoHS, CSA

UL1598, UL8750, UL8800, CSA C22.2 NO. 250.0-08, CSA C22.2 NO. 250.13

**WARRANTY:** 5 years

**THERMAL MANAGEMENT:** Passive with Auto Roll-Back

**SPECTRUM:** Full spectrum white (cool & warm) with 660nm & 720nm red

**SECONDARY OPTICS:** patented 120° lenses

**DIMMING:** full digital control of recipes and scheduling

**FLUX (PPF):** 1,677  $\mu\text{mol/s}$

**EFFICACY:** 2.43  $\mu\text{mol/j}$

**PAR (PPFD):** up to 1,080  $\mu\text{mol/m}^2/\text{s}$  over a 4'x4' canopy

**COVERAGE AREA:** Flower = up to 4.5'x4.5' (20 sq. ft.)

\* Detailed PAR maps available at: [www.ScynceLED.com](http://www.ScynceLED.com)


## PAR MAPS:

### PPFD ON THE CANOPY

\* Coverage area and average PPFD assumes lights are being used in a room with an array/grid of lights or in a tent/room with reflective walls.



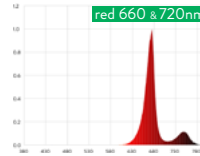
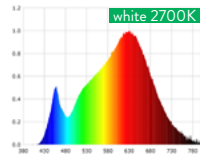
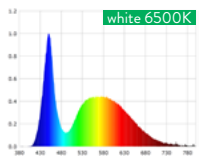
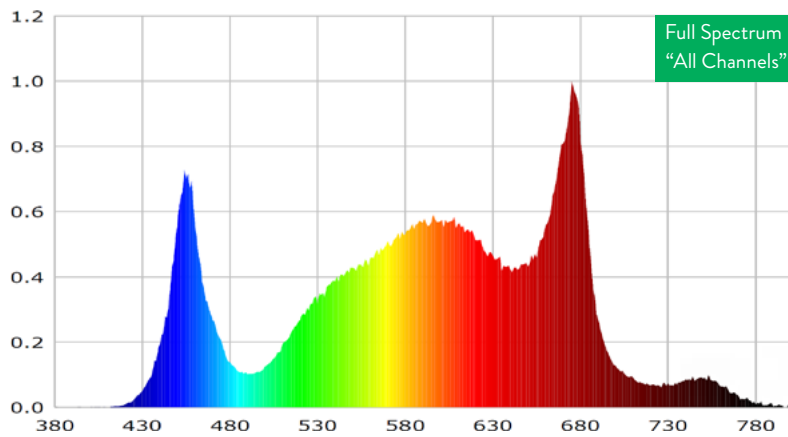
4x4 = 1,080 average PPFD



5x5 = 658 average PPFD

## TUNABLE SPECTRUM

Scynce lights are fully adjustable, putting YOU in control of the spectrum.



## SPECTRUM

The Raging Kush has 3 channels of LEDs: cool white, warm white and a blend of 660nm and 720nm red.

## CONTROL

Connect wirelessly to gain complete control over the scheduling and spectrum. Dial in the exact recipe of light your plants need with Theia, our mobile app.

## OPTICS

Our patented optics allow plants to see equal intensity light from all angles (similar to natural light), resulting in a larger growing surface with more density below the canopy. Optically focused light prevents hot or burned spots & minimizes off grid collateral light loss.

## WIRELESS CONTROLS

Connect wirelessly to gain complete control over scheduling and spectrum. Dial in the exact recipe of light your plants need with Theia, our mobile app.

### THEIA (thee-uhh)

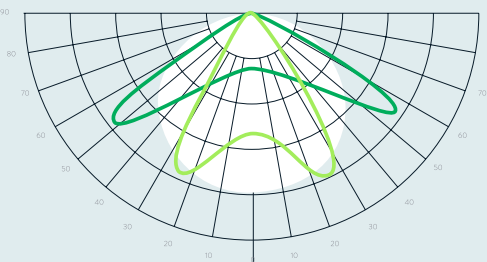
- Android & iOS based app
- Group control lights via our wireless mesh network.
- Intensity / Dim to Zero
- Ramp on Time (sunset/sunrise)
- Time on and off / Scheduling
- Custom Spectrum & Recipes

## PATENTED LIGHT DELIVERY

Our patented optics allow plants to see equal intensity light from all angles (similar to natural light), resulting in a larger growing surface while preventing hot spots, bleaching or burned leaves.

### LIGHT DISTRIBUTION CURVE

120°  
70°  
NO OPTICS



The 120 degree optic is the ideal choice for vertical and indoor applications where the lights need to be mounted at a height between 6" and 36", providing an equal distribution of light over the canopy.

The 70 degree optic was designed for greenhouses (perfect as a supplemental light source) and indoor applications where the lights need to be mounted at heights between 4' up to 10' over the canopy.

