


RAGING KUSH

HORTICULTURE
LED LIGHT

The **RAGING KUSH** was designed specifically for flowering in vertical farming. Utilizing Scynce's patented optics for incredible canopy penetration, the **RKu** was engineered to meet the needs of large horticulture operations. Whether your need is for intensity & scheduling control, high humidity and frequently cleaned environments or maximizing limited space, the **RKu** is a scalable solution to meet your growing needs.



POWER: 690w

INPUT VOLTAGE: 120v - 277v

AMPS: 120v-5.75 / 240v-2.9 / 277v-2.5

POWER FACTOR / EFFICIENCY: >0.9 / 93%

DIMENSIONS: 44" x 40.5" x 3.25"

WEIGHT: 41 lbs

WATERPROOF SEALING: IP66 Rating (entire light fixture)

CERTIFICATIONS / TESTING: UL, FCC, RoHS, CSA

UL1598, UL8750, UL8800, CSA C22.2 NO. 250.0-08, CSA C22.2 NO. 250.13

WARRANTY: 5 years

THERMAL MANAGEMENT: Passive with Auto Roll-Back

SPECTRUM: Full spectrum white (cool & warm) with 660nm & 720nm red

SECONDARY OPTICS: patented 120° lenses

DIMMING: full digital control of recipes and scheduling

FLUX (PPF): 1,677 $\mu\text{mol/s}$

EFFICACY: 2.43 $\mu\text{mol/j}$

PAR (PPFD): up to 1,080 $\mu\text{mol/m}^2/\text{s}$ over a 4'x4' canopy

COVERAGE AREA: Flower = up to 4.5'x4.5' (20 sq. ft.)

* Detailed PAR maps available at: www.ScynceLED.com


PAR MAPS:

PPFD ON THE CANOPY

* Coverage area and average PPFD assumes lights are being used in a room with an array/grid of lights or in a tent/room with reflective walls.



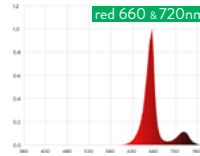
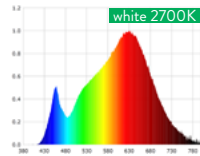
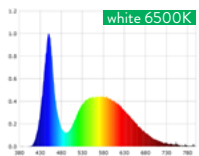
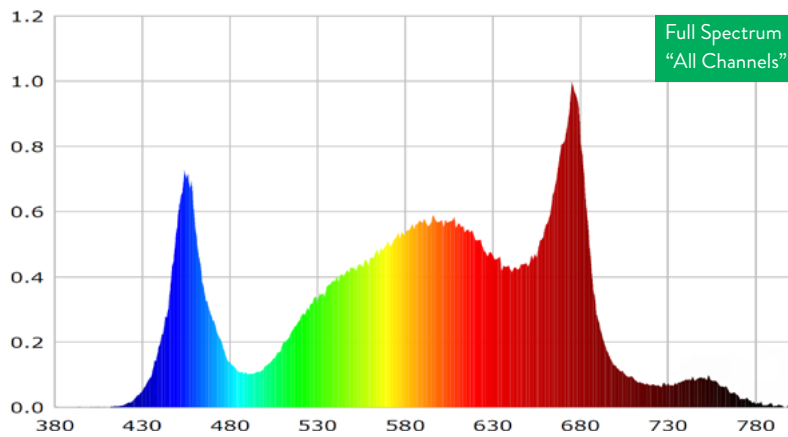
4x4 = 1,080 average PPFD



5x5 = 658 average PPFD

TUNABLE SPECTRUM

Scynce lights are fully adjustable, putting YOU in control of the spectrum.



SPECTRUM

The Raging Kush has 3 channels of LEDs: cool white, warm white and a blend of 660nm and 720nm red.

CONTROL

Connect wirelessly to gain complete control over the scheduling and spectrum. Dial in the exact recipe of light your plants need with Theia, our mobile app.

OPTICS

Our patented optics allow plants to see equal intensity light from all angles (similar to natural light), resulting in a larger growing surface with more density below the canopy. Optically focused light prevents hot or burned spots & minimizes off grid collateral light loss.

WIRELESS CONTROLS

Connect wirelessly to gain complete control over scheduling and spectrum. Dial in the exact recipe of light your plants need with Theia, our mobile app.

THEIA (thee-uhh)

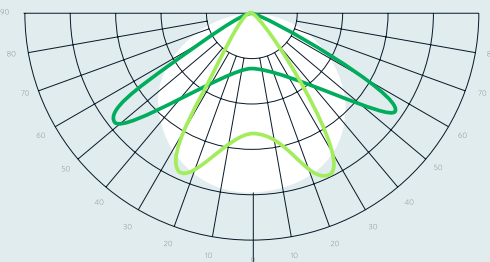
- Android & iOS based app
- Group control lights via our wireless mesh network.
- Intensity / Dim to Zero
- Ramp on Time (sunset/sunrise)
- Time on and off / Scheduling
- Custom Spectrum & Recipes

PATENTED LIGHT DELIVERY

Our patented optics allow plants to see equal intensity light from all angles (similar to natural light), resulting in a larger growing surface while preventing hot spots, bleaching or burned leaves.

LIGHT DISTRIBUTION CURVE

120°
70°
NO OPTICS



The 120 degree optic is the ideal choice for vertical and indoor applications where the lights need to be mounted at a height between 6" and 36", providing an equal distribution of light over the canopy.

The 70 degree optic was designed for greenhouses (perfect as a supplemental light source) and indoor applications where the lights need to be mounted at heights between 4' up to 10' over the canopy.

